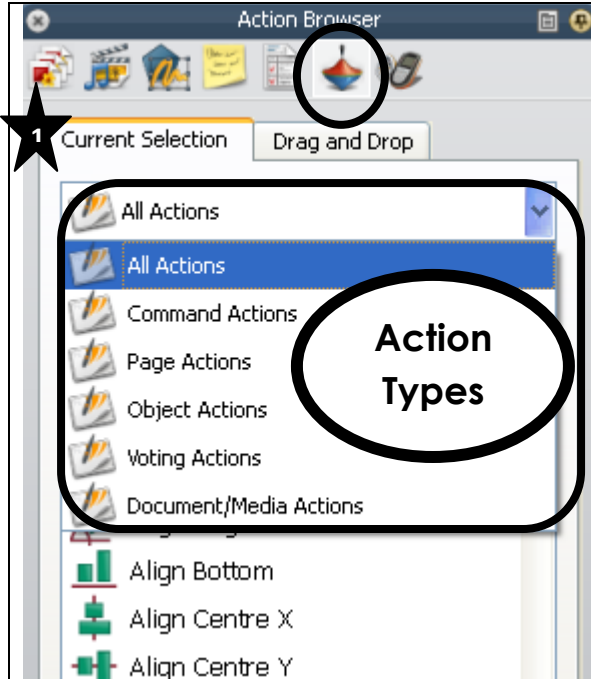




ActivInspire Browsers ~ Action Browser



The **Action Browser** icon is the sixth icon from the left (). When you click this icon, you will see actions that can be added to the page or objects on a page. Adding actions makes the Flipchart more interactive. The Action Browser allows you to quickly associate an action to an object or page. When an action is associated with an object, you can move your cursor over the object and a blue icon will appear ().

1 The first tab will show a list of actions. You can see all actions at once or use the drop-down menu to select the type of action you would like to add to your page. The action categories are **All Actions, Command Actions, Page Actions, Object Actions, Voting Actions, and Document/Media Actions.**

2 The second tab allows for **Drag and Drop** actions.

